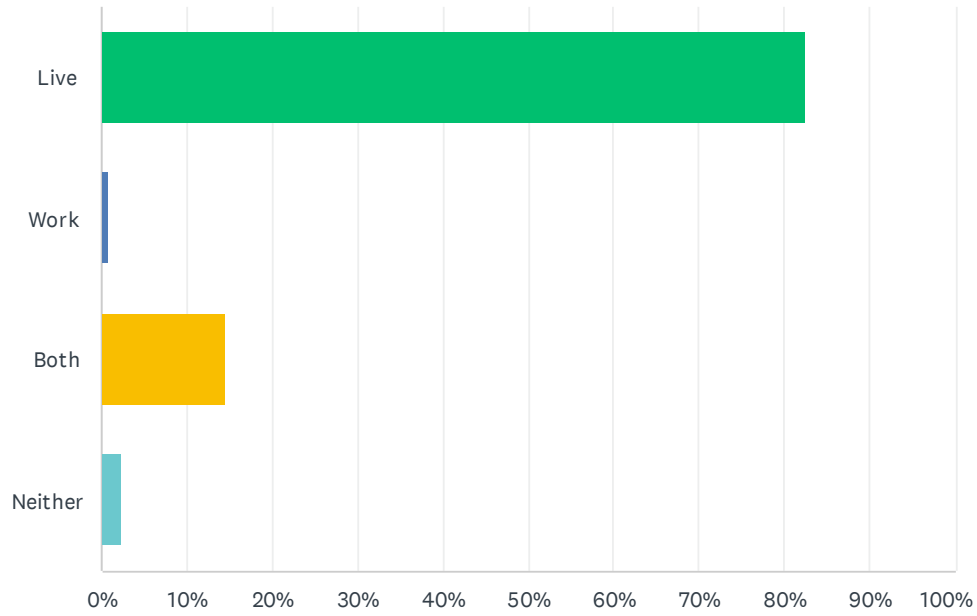


Q1 What is your relationship to East Hartford?

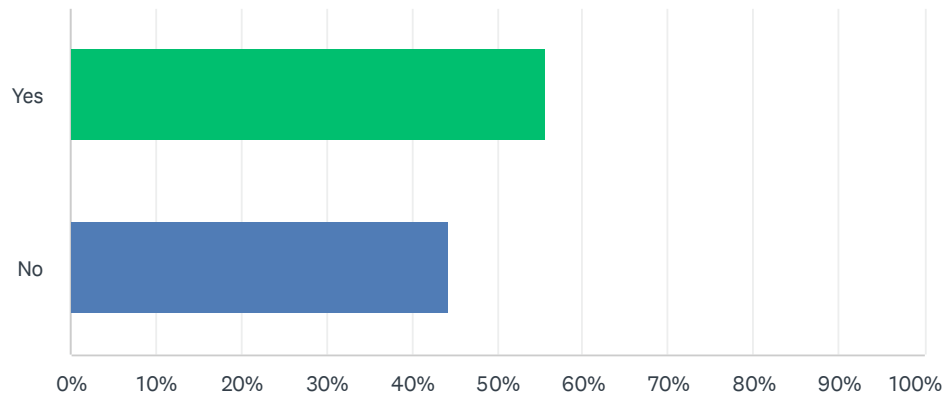
Answered: 131 Skipped: 0



ANSWER CHOICES	RESPONSES	
Live	82.44%	108
Work	0.76%	1
Both	14.50%	19
Neither	2.29%	3
TOTAL		131

Q2 Are you satisfied with your current living arrangements?

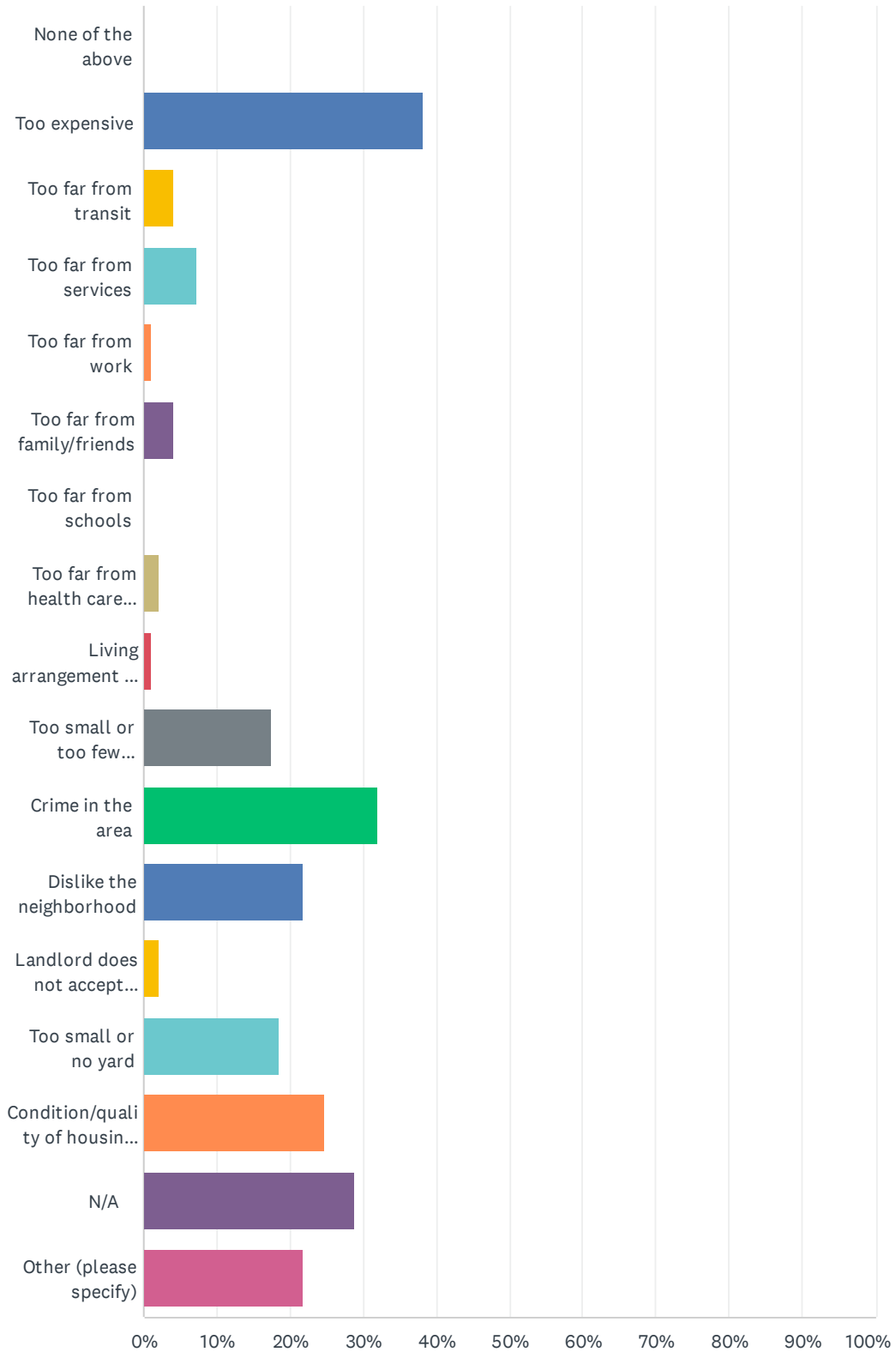
Answered: 131 Skipped: 0



ANSWER CHOICES	RESPONSES	
Yes	55.73%	73
No	44.27%	58
TOTAL		131

Q3 If not, please tell us why? (Select all that apply)

Answered: 97 Skipped: 34

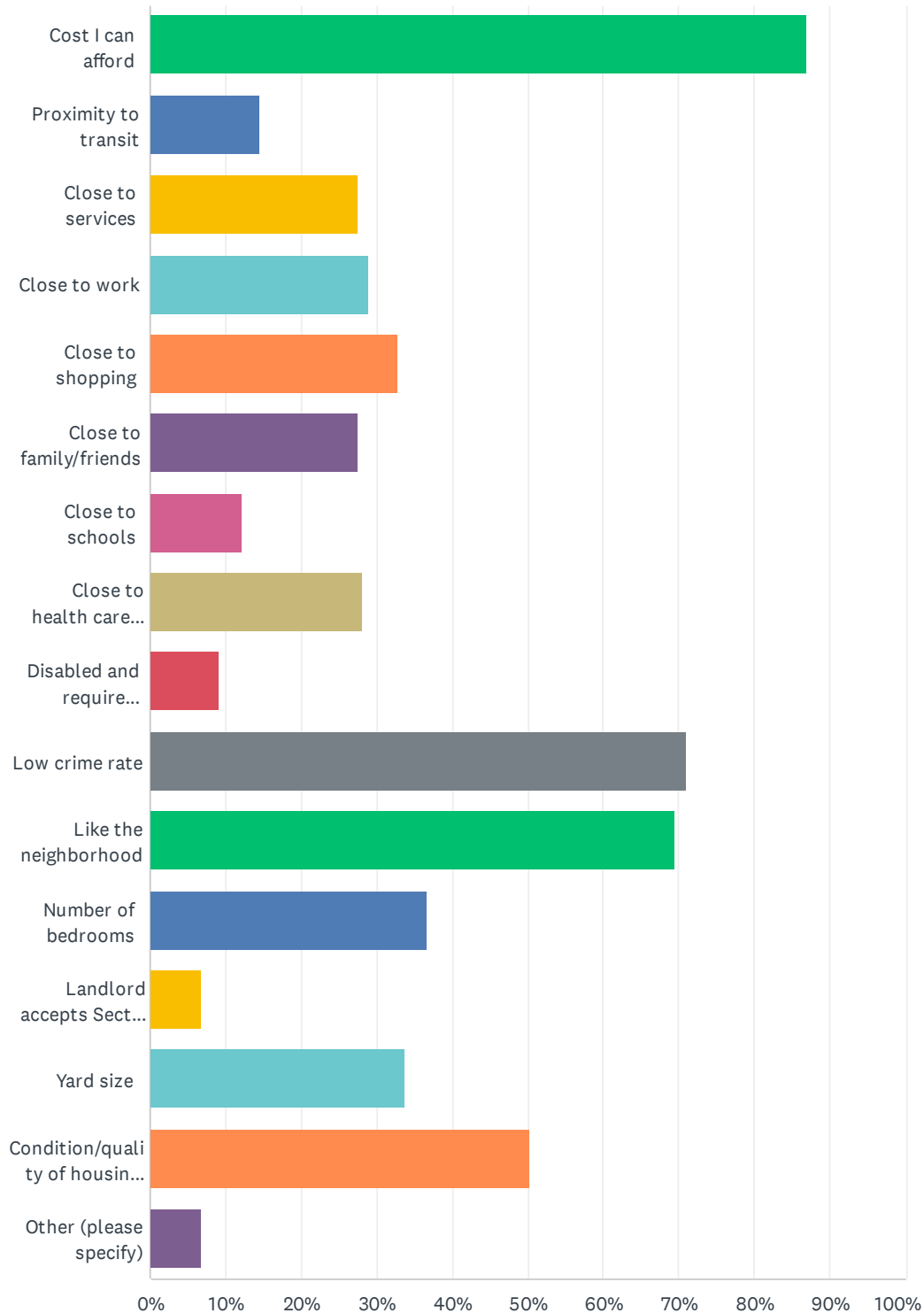


East Hartford Affordable Housing Plan Survey

ANSWER CHOICES	RESPONSES	
None of the above	0.00%	0
Too expensive	38.14%	37
Too far from transit	4.12%	4
Too far from services	7.22%	7
Too far from work	1.03%	1
Too far from family/friends	4.12%	4
Too far from schools	0.00%	0
Too far from health care facilities	2.06%	2
Living arrangement is inaccessible	1.03%	1
Too small or too few bedrooms	17.53%	17
Crime in the area	31.96%	31
Dislike the neighborhood	21.65%	21
Landlord does not accept Section 8	2.06%	2
Too small or no yard	18.56%	18
Condition/quality of housing unit	24.74%	24
N/A	28.87%	28
Other (please specify)	21.65%	21
Total Respondents: 97		

Q4 What factors are most important to you when choosing your home or apartment? Select all that apply:

Answered: 131 Skipped: 0

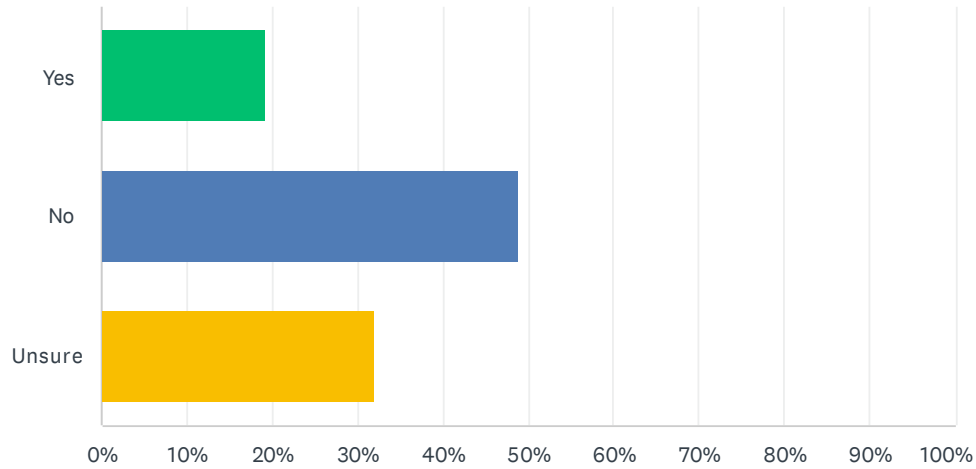


East Hartford Affordable Housing Plan Survey

ANSWER CHOICES	RESPONSES	
Cost I can afford	87.02%	114
Proximity to transit	14.50%	19
Close to services	27.48%	36
Close to work	29.01%	38
Close to shopping	32.82%	43
Close to family/friends	27.48%	36
Close to schools	12.21%	16
Close to health care facilities	28.24%	37
Disabled and require accessibility	9.16%	12
Low crime rate	70.99%	93
Like the neighborhood	69.47%	91
Number of bedrooms	36.64%	48
Landlord accepts Section 8	6.87%	9
Yard size	33.59%	44
Condition/quality of housing unit	50.38%	66
Other (please specify)	6.87%	9
Total Respondents: 131		

Q5 Do you think the housing options currently available in East Hartford fit existing residents' needs?

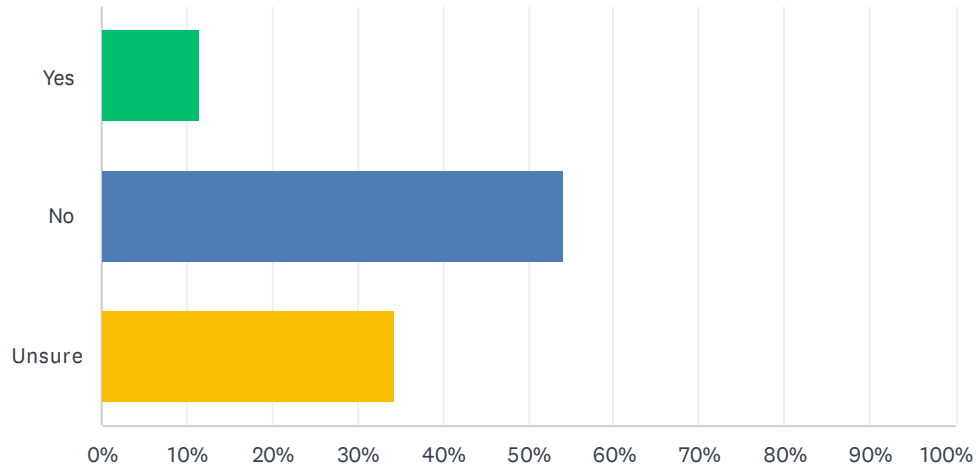
Answered: 131 Skipped: 0



ANSWER CHOICES	RESPONSES	
Yes	19.08%	25
No	48.85%	64
Unsure	32.06%	42
TOTAL		131

Q6 Do you think that the existing housing stock in East Hartford is adequate to satisfy future residents' needs?

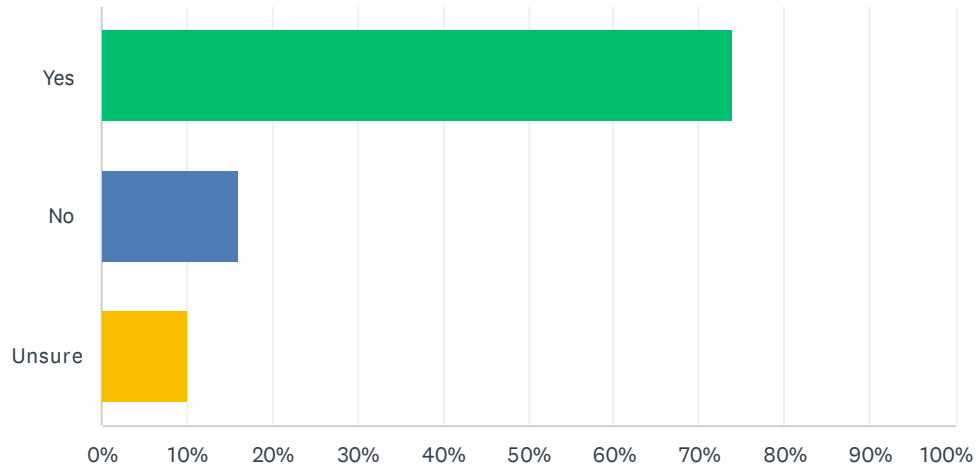
Answered: 131 Skipped: 0



ANSWER CHOICES	RESPONSES	
Yes	11.45%	15
No	54.20%	71
Unsure	34.35%	45
TOTAL		131

Q7 Do you think Affordable Housing is an important component of East Hartford's vitality?

Answered: 131 Skipped: 0



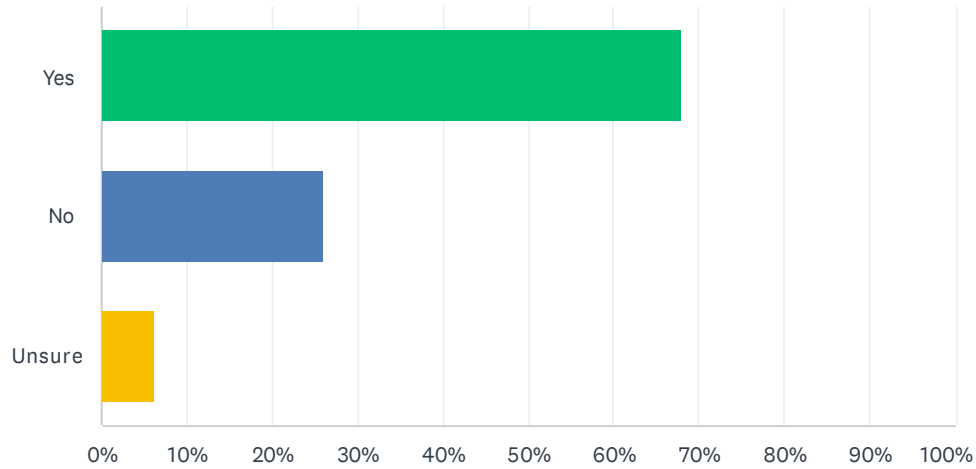
ANSWER CHOICES	RESPONSES	
Yes	74.05%	97
No	16.03%	21
Unsure	9.92%	13
TOTAL		131

Q8 If your answer is "no," please explain why

Answered: 34 Skipped: 97

Q9 Are you concerned with the overall cost of housing/homeownership in East Hartford?

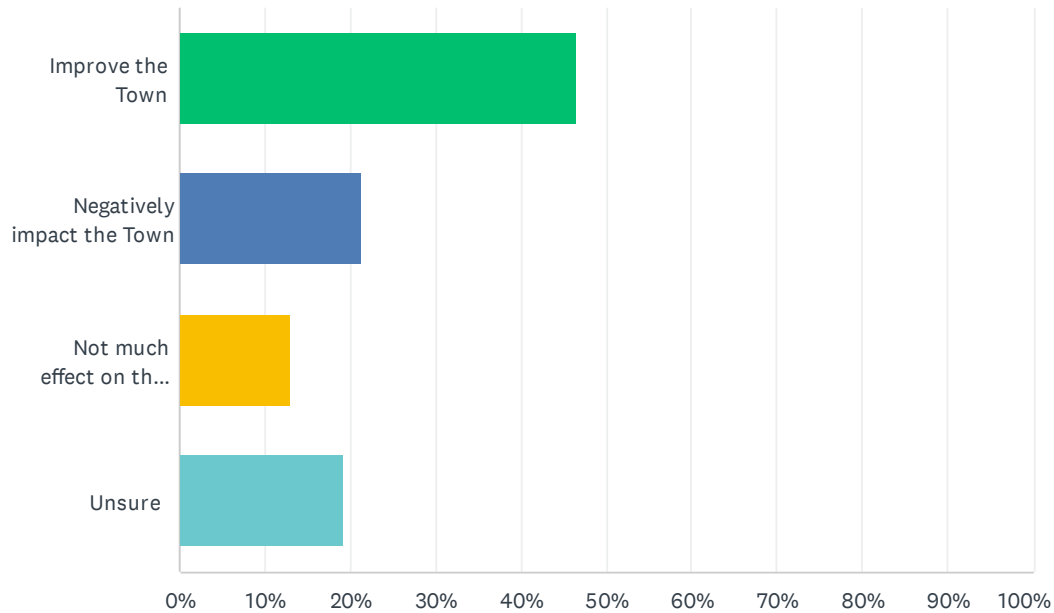
Answered: 131 Skipped: 0



ANSWER CHOICES	RESPONSES	
Yes	67.94%	89
No	25.95%	34
Unsure	6.11%	8
TOTAL		131

Q10 Do you think increasing housing options in East Hartford would improve the Town, negatively impact the Town, or not have much effect on the Town?

Answered: 131 Skipped: 0



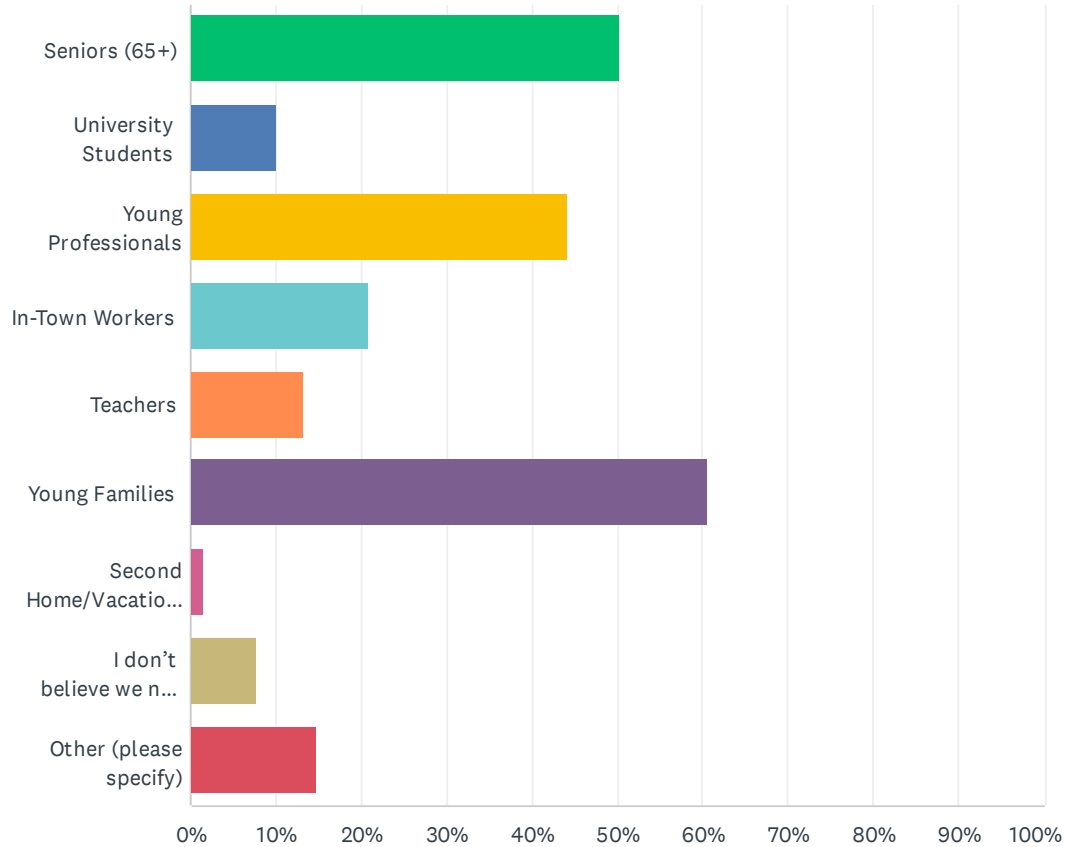
ANSWER CHOICES	RESPONSES	
Improve the Town	46.56%	61
Negatively impact the Town	21.37%	28
Not much effect on the Town	12.98%	17
Unsure	19.08%	25
TOTAL		131

Q11 Please explain your answer

Answered: 97 Skipped: 34

Q12 In East Hartford, for whom do you think housing units are most needed? (Select 2 most applicable options)

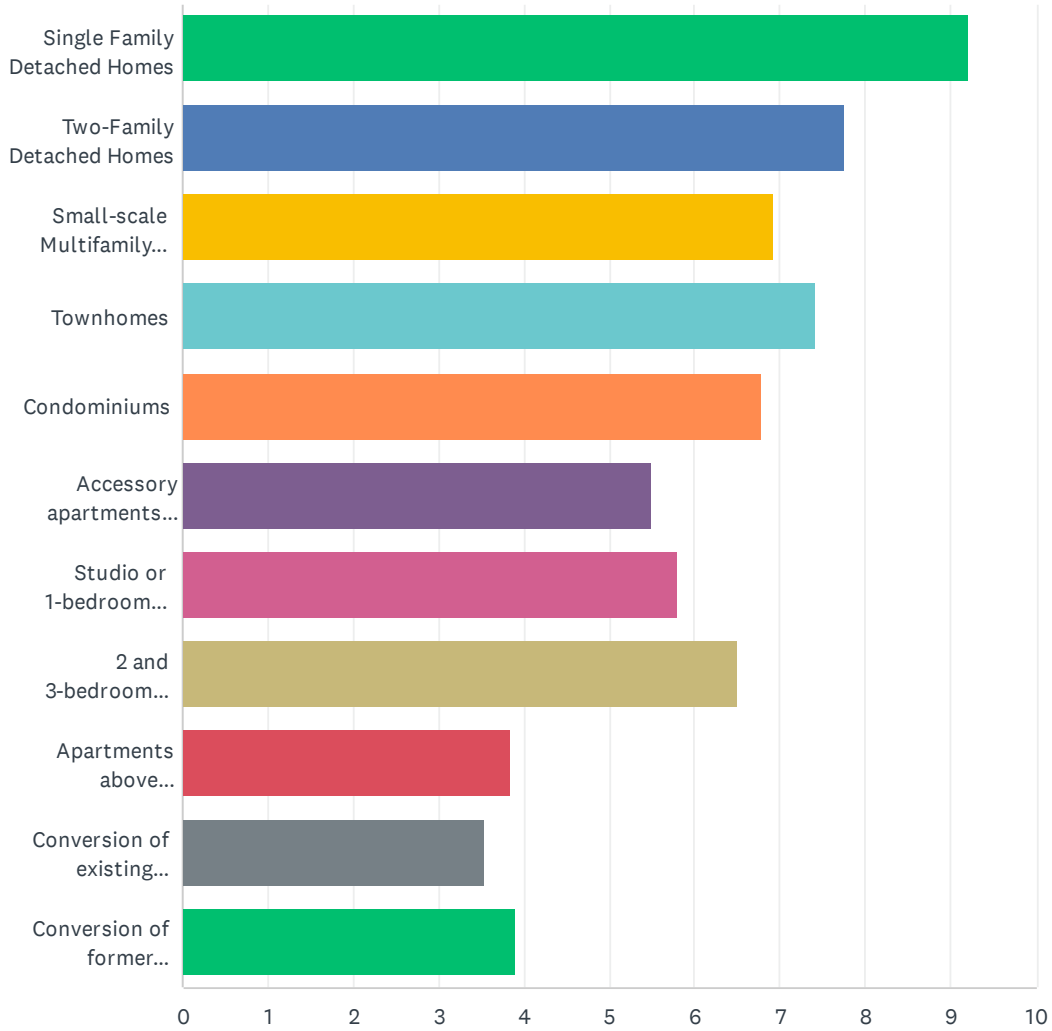
Answered: 129 Skipped: 2



ANSWER CHOICES	RESPONSES	
Seniors (65+)	50.39%	65
University Students	10.08%	13
Young Professionals	44.19%	57
In-Town Workers	20.93%	27
Teachers	13.18%	17
Young Families	60.47%	78
Second Home/Vacation Homes	1.55%	2
I don't believe we need more housing options	7.75%	10
Other (please specify)	14.73%	19
Total Respondents: 129		

Q13 What types of housing is needed in East Hartford? Please rank your choices (1 being the top priority).

Answered: 128 Skipped: 3

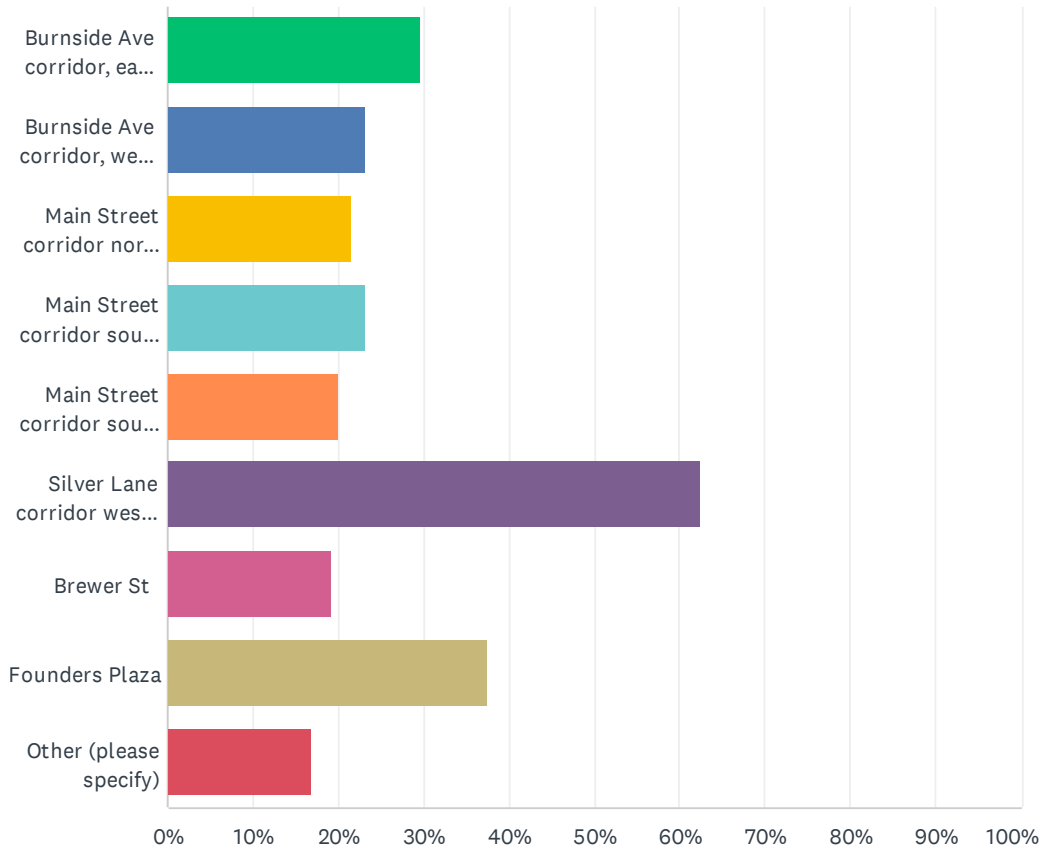


East Hartford Affordable Housing Plan Survey

	1	2	3	4	5	6	7	8	9	10	11
Single Family Detached Homes	63.93% 78	8.20% 10	4.92% 6	1.64% 2	0.82% 1	2.46% 3	2.46% 3	4.92% 6	5.74% 7	4.10% 5	0.82% 1
Two-Family Detached Homes	5.36% 6	33.93% 38	11.61% 13	8.04% 9	9.82% 11	8.04% 9	10.71% 12	5.36% 6	4.46% 5	0.89% 1	1.79% 2
Small-scale Multifamily (less than 6 units)	2.78% 3	12.04% 13	21.30% 23	16.67% 18	12.04% 13	5.56% 6	8.33% 9	7.41% 8	2.78% 3	8.33% 9	2.78% 3
Townhomes	7.08% 8	15.04% 17	21.24% 24	15.93% 18	11.50% 13	7.08% 8	5.31% 6	6.19% 7	3.54% 4	3.54% 4	3.54% 4
Condominiums	1.74% 2	9.57% 11	14.78% 17	13.04% 15	24.35% 28	13.91% 16	6.96% 8	2.61% 3	5.22% 6	3.48% 4	4.35% 5
Accessory apartments within existing Single-Family properties	3.64% 4	4.55% 5	6.36% 7	8.18% 9	7.27% 8	17.27% 19	19.09% 21	13.64% 15	7.27% 8	3.64% 4	9.09% 10
Studio or 1-bedroom apartments	3.57% 4	5.36% 6	7.14% 8	11.61% 13	8.04% 9	14.29% 16	18.75% 21	13.39% 15	8.93% 10	3.57% 4	5.36% 6
2 and 3-bedroom apartments	11.40% 13	5.26% 6	8.77% 10	11.40% 13	12.28% 14	9.65% 11	8.77% 10	21.93% 25	5.26% 6	5.26% 6	0.00% 0
Apartments above Retail/Office use	0.90% 1	1.80% 2	2.70% 3	5.41% 6	3.60% 4	8.11% 9	9.91% 11	5.41% 6	32.43% 36	16.22% 18	13.51% 15
Conversion of existing large/historic houses into multifamily	2.68% 3	1.79% 2	4.46% 5	1.79% 2	5.36% 6	4.46% 5	2.68% 3	10.71% 12	16.07% 18	33.04% 37	16.96% 19
Conversion of former commercial or industrial structures into multifamily	4.39% 5	7.89% 9	1.75% 2	6.14% 7	2.63% 3	7.02% 8	6.14% 7	5.26% 6	6.14% 7	15.79% 18	36.84% 42

Q14 Which area(s) of the Town do you think are best suited for additional housing units? Please list

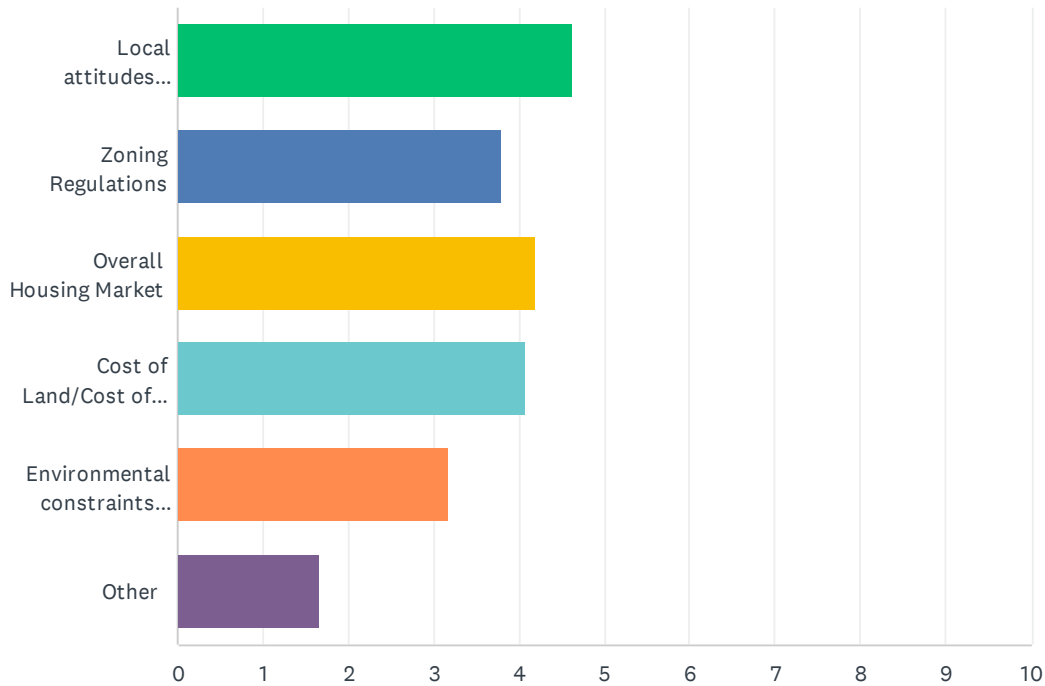
Answered: 125 Skipped: 6



ANSWER CHOICES	RESPONSES	
Burnside Ave corridor, east of School St	29.60%	37
Burnside Ave corridor, west of School St	23.20%	29
Main Street corridor north of I84	21.60%	27
Main Street corridor south of I84, north of Brewer St	23.20%	29
Main Street corridor south of Brewer St	20.00%	25
Silver Lane corridor west of Forbes St	62.40%	78
Brewer St	19.20%	24
Founders Plaza	37.60%	47
Other (please specify)	16.80%	21
Total Respondents: 125		

Q15 Please rank, in your opinion, the following potential obstacles to the development of more housing opportunities in East Hartford from 1 (biggest obstacle) to 6 (smallest obstacle):

Answered: 124 Skipped: 7



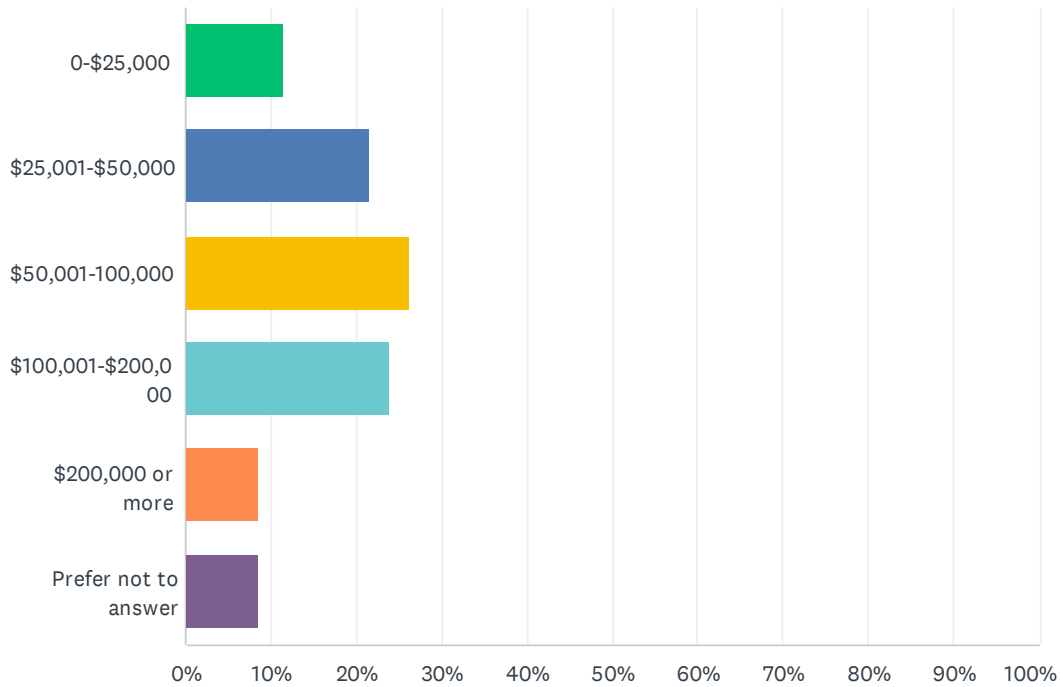
	1	2	3	4	5	6	TOTAL	SCORE
Local attitudes opposed to more housing/Public resistance	43.48% 50	18.26% 21	14.78% 17	9.57% 11	9.57% 11	4.35% 5	115	4.63
Zoning Regulations	8.41% 9	21.50% 23	28.97% 31	26.17% 28	11.21% 12	3.74% 4	107	3.79
Overall Housing Market	21.93% 25	21.93% 25	25.44% 29	17.54% 20	11.40% 13	1.75% 2	114	4.20
Cost of Land/Cost of Construction	18.18% 20	23.64% 26	19.09% 21	28.18% 31	9.09% 10	1.82% 2	110	4.08
Environmental constraints (wetlands, ledge, floodplain, etc.)	8.41% 9	17.76% 19	11.21% 12	11.21% 12	48.60% 52	2.80% 3	107	3.18
Other	9.64% 8	1.20% 1	1.20% 1	2.41% 2	6.02% 5	79.52% 66	83	1.67

Q16 If "other," please explain

Answered: 25 Skipped: 106

Q17 Please indicate which annual household income range you currently fall under. Note: Household income measures the combined incomes of all people sharing a household or place of residence and includes every form of income.

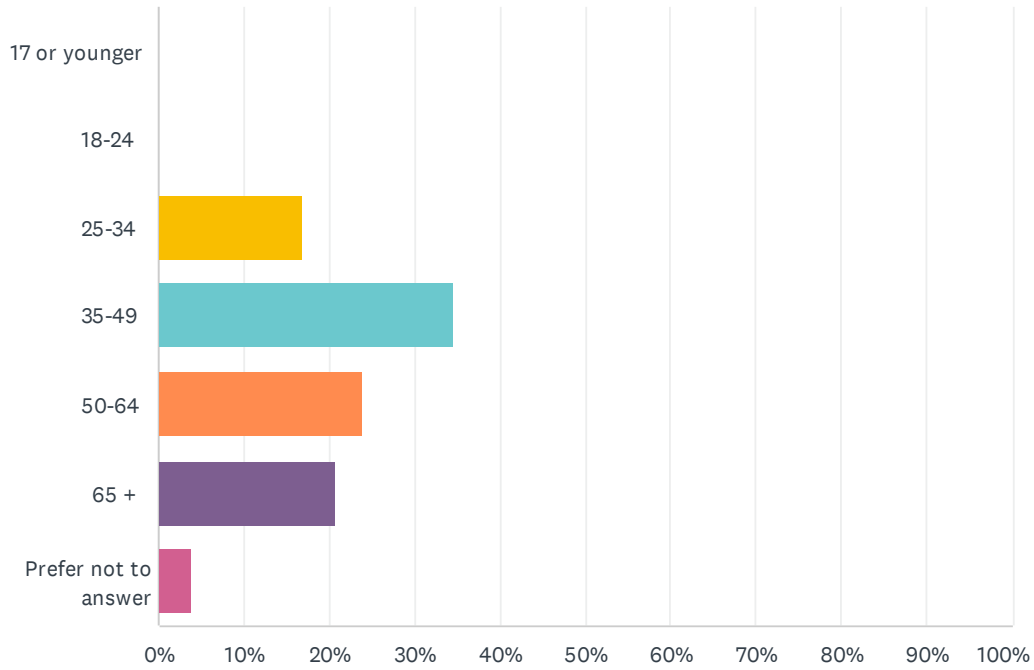
Answered: 130 Skipped: 1



ANSWER CHOICES	RESPONSES	
0-\$25,000	11.54%	15
\$25,001-\$50,000	21.54%	28
\$50,001-100,000	26.15%	34
\$100,001-\$200,000	23.85%	31
\$200,000 or more	8.46%	11
Prefer not to answer	8.46%	11
TOTAL		130

Q18 What is your age?

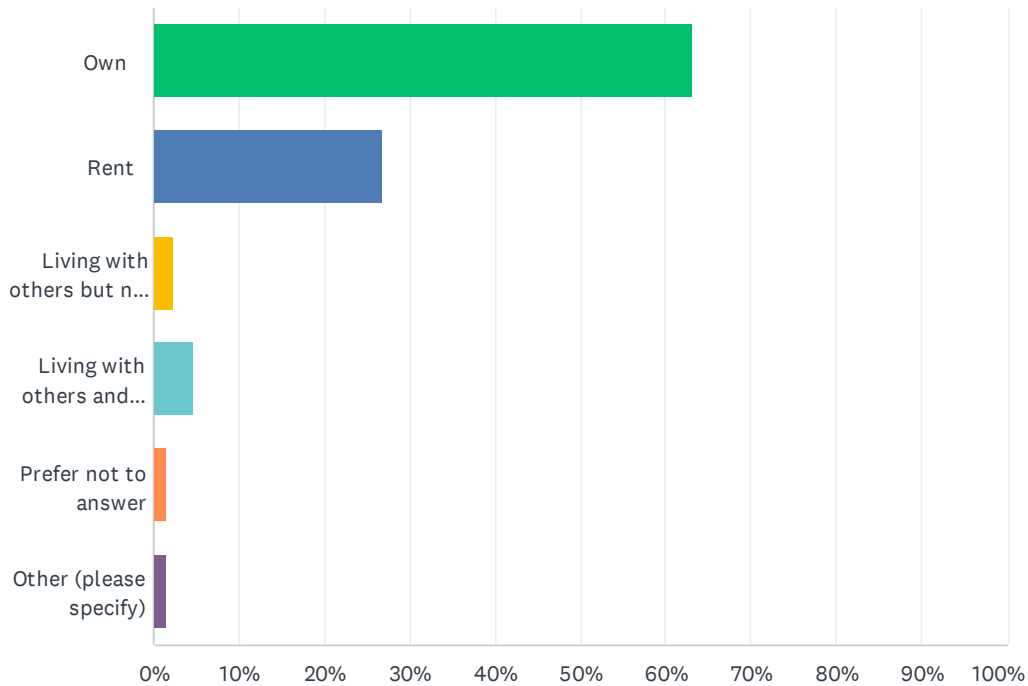
Answered: 130 Skipped: 1



ANSWER CHOICES	RESPONSES	
17 or younger	0.00%	0
18-24	0.00%	0
25-34	16.92%	22
35-49	34.62%	45
50-64	23.85%	31
65 +	20.77%	27
Prefer not to answer	3.85%	5
TOTAL		130

Q19 For demographic purposes, it is helpful to have a sense of household income and ownership status of those responding to this survey. Do you rent or own your residence?

Answered: 130 Skipped: 1



ANSWER CHOICES	RESPONSES	
Own	63.08%	82
Rent	26.92%	35
Living with others but not paying rent or mortgage	2.31%	3
Living with others and assisting with paying rent or mortgage	4.62%	6
Prefer not to answer	1.54%	2
Other (please specify)	1.54%	2
TOTAL		130

Q20 Are there any other comments you want to share about affordable housing, or housing policy in East Hartford?

Answered: 64 Skipped: 67

Q21 If you would like to be informed about the next steps regarding this Housing Plan, please enter your email (fill-in box, not required)

Answered: 51 Skipped: 80