

TOWN COUNCIL MAJORITY OFFICE

ORDINANCE COMMITTEE

May 31, 2022

TO: Co Councillors Sebrina Wilson and John Morrison

FROM: Rich Kehoe, Chair

RE: **Tuesday May 31, 2022 6:30 p.m. Town Council Majority Office**

**This meeting is accessible through “Microsoft Teams” 1-929-235-8441 Conference ID: 380 217 709# or [Click here to join the meeting](#)**

A G E N D A

1. CALL TO ORDER
2. APPROVAL OF MINUTES
  - A. April 5, 2022
3. OPPORTUNITY FOR RESIDENTS TO SPEAK
4. OLD BUSINESS
5. NEW BUSINESS
  - A. Enterprise Zone Expansion
  - B. Through Truck Traffic
6. ADJOURNMENT

cc: Mayor Walsh  
Eileen Buckheit, Development Director  
Town Council

*Robert J. Bart*

TOWN COUNCIL MAJORITY OFFICE  
ORDINANCE COMMITTEE

2022 APR -6 AM 9:14

TOWN CLERK  
EAST HARTFORD

April 5, 2022

PRESENT Rich Kehoe, Chair; Councillors Sebrina Wilson and John Morrison

CALL TO ORDER

Chair Kehoe called the meeting to order at 6:30 p.m.

APPROVAL OF MINUTES

March 22, 2022

MOTION By Sebrina Wilson  
seconded by John Morrison  
to **approve** the March 22, 2022 meeting minutes.

Motion carried 3/0.

OPPORTUNITY FOR RESIDENTS TO SPEAK

None came forward.

NEW BUSINESS

Food Trucks

The chair explained that the April 5, 2022 draft: (1) aligns the definition of itinerant food vendor definition with the state Public Health Code; (2) establishes the Health and Social Services Director as the person who issues food truck permits and promulgates regulations and requires the director to consult with the Police Chief on the location of food trucks to ensure there isn't any traffic or other issues; and (3) clearly excludes food trucks from the regulations for hawkers and peddlers. This will allow for flexibility in where the town will allow food truck operations.

MOTION By Sebrina Wilson  
seconded by John Morrison  
to **refer** the April 5, 2022 draft of the Food Truck ordinance to the Town Council for the purposes of setting a public hearing date.

Motion carried 3/0.

ADJOURNMENT

MOTION By Sebrina Wilson  
seconded by John Morrison

to **adjourn** at 6:34 p.m.  
Motion carried 3/0.

cc: Mayor Walsh

MICHAEL P. WALSH

MAYOR



(860) 291-7300

## TOWN OF EAST HARTFORD

DEVELOPMENT  
DEPARTMENT

740 Main Street, East Hartford, CT 06108

[easthartfordct.gov](http://easthartfordct.gov)

### **Proposed Enterprise Zone Expansion Background & Justification**

**April 2022**

The Town of East Hartford is requesting an expansion of its Enterprise Zone, which was originally designated in 1995. The purpose of the expansion is to facilitate upcoming and potential developments along the Silver Lane corridor. These developments, and their relation to the proposed Enterprise Zone expansion, are detailed below.

#### **Jasko Apartments**

A partnership between Jasko Development and Zelman Real Estate is proposing an apartment housing development at the site of the former Showcase Cinemas at 936 Silver Lane. The Town purchased the property and demolished the theater building to prepare it for development in 2019. Plans call for up to 360 residential units to be constructed over two phases, along with modern amenities such as a clubhouse, pool, and dog park.

The development will appeal to residents who currently lack a selection of modern housing options in East Hartford, including young professionals, empty nesters, and engineers at Pratt & Whitney and the Raytheon Technologies Research Center.

The development is estimated to create a total annual economic of \$14.1 million. This increased local spending power would help make it possible for a variety of new businesses to locate on and around the Silver Lane corridor.

On February 15, 2022, the East Hartford Town Council voted to approve development and tax agreements with the partnership in order for the project to move forward. The partnership desires to take advantage of Enterprise Zone benefits for the project in order to help ensure its economic viability. This necessitates the expansion of the zone to include the property.

## **Rentschler Field Logistics Center**

National Development plans to create the Rentschler Field Logistics Center on 300 acres that were the home of a former airfield, adjacent to Pratt & Whitney's world headquarters. The development will feature two distribution warehouses of 1.2 million square feet each, taking advantage of the site's convenient access to I-84. It will also feature several research & development buildings, providing space for companies in industries such as advanced manufacturing, medical, and biotech. The development is expected to create about 2,000 permanent, high-paying jobs and \$4 million in annual tax revenue for the Town. National Development will propose a master plan for approval at the April meeting of the East Hartford Planning & Zoning Commission. The proposed expansion of the Enterprise Zone will incorporate areas of the Rentschler Field property that are currently outside of the zone, allowing the entire development to receive benefits.

## **Silver Lane Revitalization Area Redevelopment Plan**

The East Hartford Redevelopment Agency selected East Hartford-based real estate advisors Goman & York to assist in the preparation of a Redevelopment Plan for the Silver Lane Revitalization Area. The area extends from Mercer Avenue to Forbes Street, encompassing sites including Rentschler Field, Silver Lane Plaza, the site of the proposed Jasko apartments, and Charter Oak Mall, formerly home to Stop & Shop. The purpose of the plan, as defined in the Connecticut General Statutes, is to identify areas that are deteriorating, substandard, or detrimental to the welfare of the community and to devise actions to materially improve conditions in these areas.

This redevelopment plan will build upon recent planning and transportation studies for the area conducted by Milone & MacBroom and TranSystems. The proposed expansion of the Enterprise Zone would incorporate most of the plan area and would incentivize future development proposed by the plan. East Hartford's Plan of Conservation and Development was amended in 2020 to incorporate the Silver Lane Revitalization Plan resulting from the Milone & MacBroom study. Therefore, the proposed Enterprise Zone expansion will help to further the goals of the Town's Plan of Conservation and Development.

MICHAEL P. WALSH  
MAYOR



(860) 291-7300

DEVELOPMENT  
DEPARTMENT

TOWN OF EAST HARTFORD  
740 Main Street, East Hartford, CT 06108

easthartfordct.gov

March 8, 2022

Commissioner David Lehman  
State of Connecticut  
Department of Economic and Community Development  
450 Columbus Boulevard  
Hartford, CT 06103

Dear Commissioner Lehman:

The Town of East Hartford has passed a resolution on February 15, 2022, which is attached, which will amend its Enterprise Zone. The current zone encompasses a portion of Census Tract 5106. The recently approved resolution expands the zone to include the remaining portion of 5016 which is a section of Rentschler Field. In addition, the zone will be expanded to include a portion of Census Tract 5105, which is expected to form a part of the proposed Silver Lane Redevelopment Area.

The Town seeks to expand these areas as they qualify for the following criteria:

1. Percentage of individuals below the poverty level – requirement 15%, actual 21.3%
2. Percentage of families who receive public assistance or welfare income – requirement 15%, actual 17.1%
3. Unemployment rate – requirement at least 200% of the states average, actual – 8%

The Town of East Hartford is working aggressively in these specific neighborhoods to attract large development projects which will bring transformative change in our community. We hope to see construction on these projects in this calendar year if successful with all the required approvals. The expansion of the Enterprise Zone will be a key part in these projects' success.

Please find attached, a copy of the resolution and the requested map change. If approved, the Town will proceed to an ordinance change and the filing of the required Mylar map. Please let me know if there are any questions or clarifications required.


Thank you in advance,

*Eileen C. Buckheit*

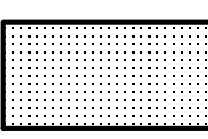


Eileen C. Buckheit  
Director of Development  
Town of East Hartford

This Enterprise Zone Expansion Request is approved.

\_\_\_\_\_  
David Lehman, DECD Commissioner



**Legend**

-  Enterprise Zone
-  Parcel
-  Municipal Boundary



**NOTES**  
 The Enterprise Zone Program is applicable only to parcels or to portions of parcels located within the Enterprise Zone Boundary.

Information shown on this map was prepared by the Town of East Hartford, Department of Information Technology, Geographic Information System Division.

Designation of property as eligible for the Enterprise Zone Program does not supersede any other local, state, or federal ordinance, laws or regulations governing the property.

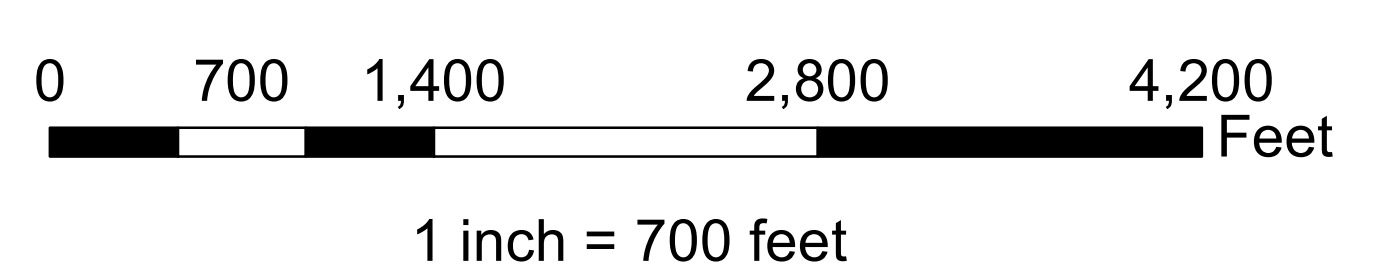
This map is the official document delineating the Enterprise Zone Boundary as approved by the Commissioner of the Department of Economic and Community Development as of the date of signature below. The Commissioner of the Department of Economic and Community Development shall resolve any questions related to Enterprise Zone boundary line, locations, and the applicability of Enterprise Zone benefits. Enterprise zone boundary lines shown on this map are approved by the Commissioner of the Department of Economic and Community Development.

David Lehman, Commissioner DATE

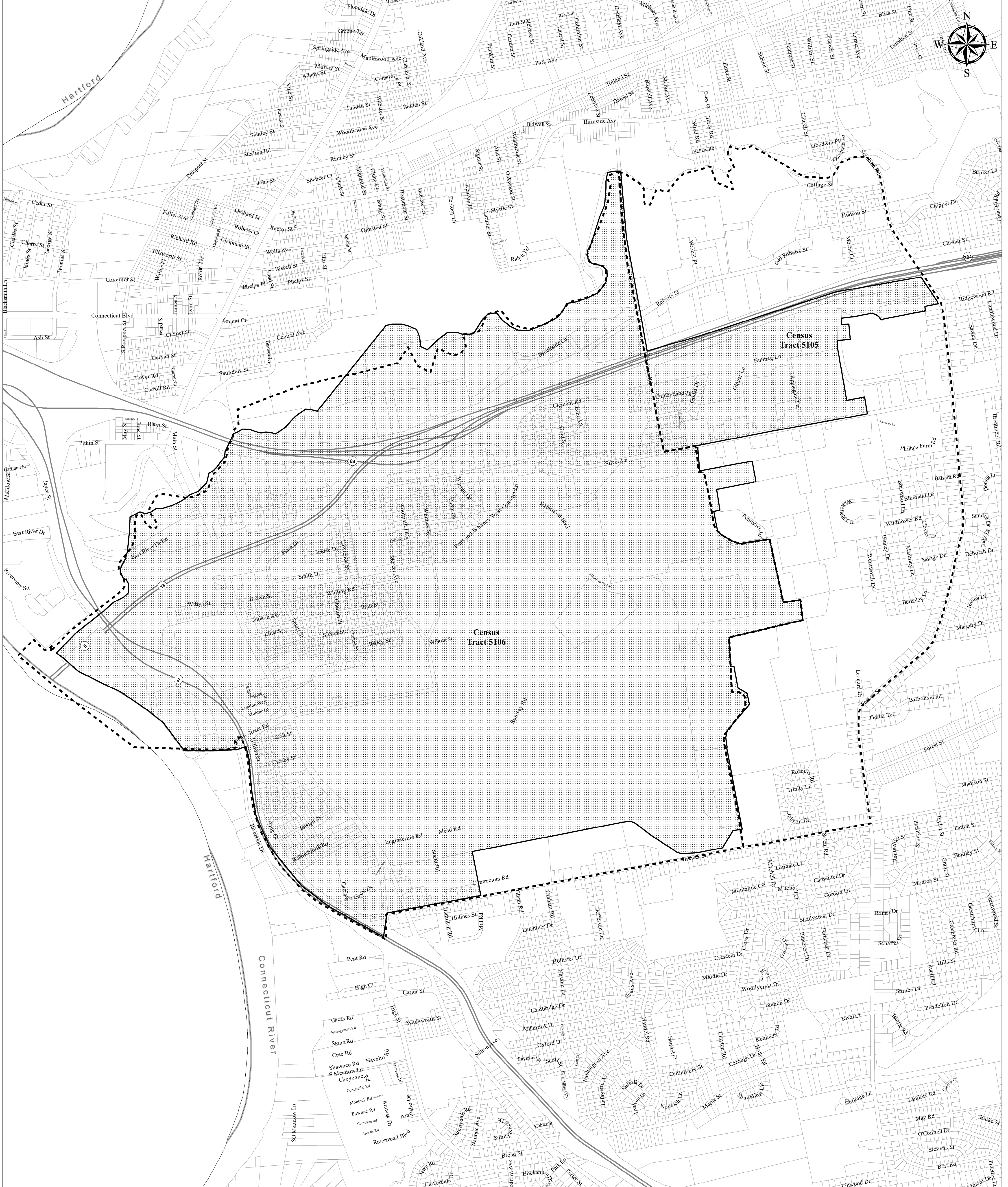

Produced by Town of East Hartford  
 Geographic Information System Division

# Enterprise Zone

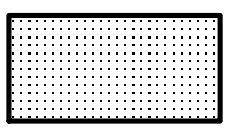



## Town of East Hartford, Connecticut



Date: 4/19/2022



### Legend

-  Enterprise Zone
-  Census Tract
-  Parcel
-  Municipal Boundary



**NOTES**  
 The Enterprise Zone Program is applicable only to parcels or to portions of parcels located within the Enterprise Zone Boundary.

Information shown on this map was prepared by the Town of East Hartford, Department of Information Technology, Geographic Information System Division.

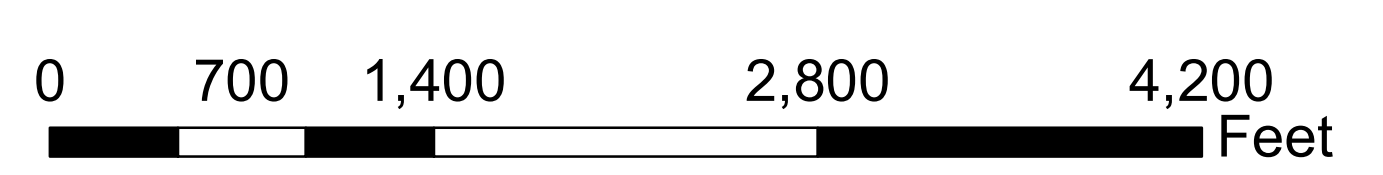
Designation of property as eligible for the Enterprise Zone Program does not supersede other local, state, or federal ordinance, laws or regulations governing the property.

This map is the official document delineating the Enterprise Zone Boundary as approved by the Commissioner of the Department of Economic and Community Development as of the date of signature below. The Commissioner of the Department of Economic and Community Development shall resolve any questions related to Enterprise Zone boundary line, locations, and the applicability of Enterprise Zone benefits. Enterprise zone boundary lines shown on this map are approved by the Commissioner of the Department of Economic and Community Development.

Produced by Town of East Hartford  
 Geographic Information System Division

## Enterprise Zone with Census Data

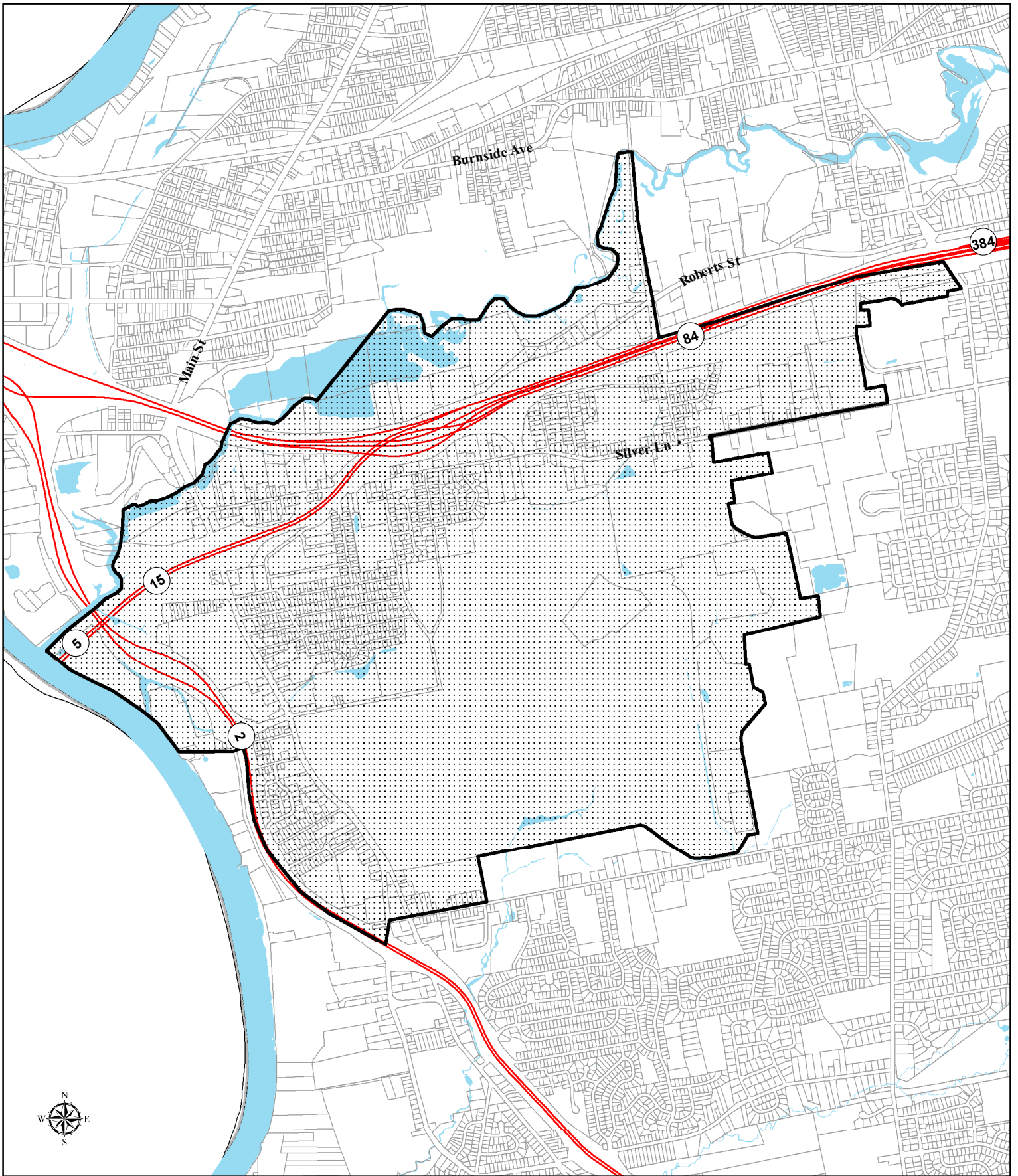
### Town of East Hartford, Connecticut






1 inch = 700 feet

Date: 4/19/2022





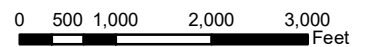
**Legend**

-  Enterprise Zone
-  Parcel
-  Municipal Boundary

**Enterprise Zone  
Town of East Hartford, Connecticut**

Produced by Town of East Hartford  
Geographic Information System Division

Date: 4/19/2022



1 inch = 2,000 feet

Email 5/20:

Good morning Jason, so I have gone through my records beginning in November of 2018 to current date and found no information or complaints regarding semi-trucks/trailers in the area of Naubuc Ave. We have complaints for speeding and stop sign violations but nothing else. I hope this helps and if I can be of assistance further, let me know.

*Sergeant Darrell Drouin*

*Traffic Enforcement | Special Events | HNT*

Email 5/20:

Two residents (husband and wife in both cases so a total of 4 people - neither of which I can remember the names) have called and visited my office on truck traffic.

Both couples are concerned about the use of Naubuc and both cited Stop and Shop trucks cutting through the neighborhood.

*Mike*

*Mike Walsh, Mayor*

**From:** Martin, Connor <[CMartin@easthartfordct.gov](mailto:CMartin@easthartfordct.gov)>

**Sent:** Friday, May 20, 2022 8:41 AM

**To:** Marshall, Jason <[jmarshall@easthartfordct.gov](mailto:jmarshall@easthartfordct.gov)>; Walsh, Mike <[mwalsh@easthartfordct.gov](mailto:mwalsh@easthartfordct.gov)>;  
EHMayorsOffice <[ehmayorsoffice@easthartfordct.gov](mailto:ehmayorsoffice@easthartfordct.gov)>

**Subject:** RE: Naubuc Avenue- Truck Traffic Issue

Jason,

Jeff Currey did call our office with a resident's complaint of Town owned waste trucks driving down Long Hill road. It is indeed true that our trucks use this route as it is the fastest route to get to our new trash transfer station being Murphy Road in South Windsor. I know Jeff would like us to explore other routes, however PWs has pushed back citing the time and money that is being saved taking the fastest route being Long Hill Road. That's the only background I have.

**Connor Martin**

Chief of Staff



































Mayor's Office

Town of East Hartford

Phone number 860-291-7203

Cell phone 860-270-9681

[cmartin@easthartfordct.gov](mailto:cmartin@easthartfordct.gov)

|   |   |  |   |
|---|---|--|---|
| <b>Class 1</b><br>Motorcycles   |      | <b>Class 7</b><br>Four or more axle, single unit     |    |
| <b>Class 2</b><br>Passenger cars  |      | <b>Class 8</b><br>Four or less axle, single trailer  |    |
|   |      |  |    |
|   |      |  |    |
|   |      |  |    |
| <b>Class 3</b><br>Four tire, single unit  |      | <b>Class 9</b><br>5-Axle tractor semitrailer         |    |
|   |      |  |    |
|   |      |  |    |
| <b>Class 4</b><br>Buses   |      | <b>Class 10</b><br>Six or more axle, single trailer  |    |
|   |     |  |   |
|   |    | <b>Class 11</b><br>Five or less axle, multi trailer  |  |
| <b>Class 5</b><br>Two axle, six tire, single unit                                   |    | <b>Class 12</b><br>Six axle, multi-trailer           |  |
|   |    |  |  |
|   |    | <b>Class 13</b><br>Seven or more axle, multi-trailer |  |
|  |  |  |   |
|  |  |  |   |
|  |  |  |   |



U.S. Department of Transportation  
Federal Highway  
Vehicle Category Classification

LOCATION:

EAST HARTFORD, CONNECTICUT

DATE:

SHEET:

SCALE:



LOCATION:

EAST HARTFORD, CONNECTICUT

DATE:

SHEET:

SCALE:

## MetroCount Traffic Executive Daily Classes by Direction

### DayClassSplit-2 -- English (ENU)

#### Datasets:

**Site:** [000005] 401 Long Hill (North)  
**Attribute:** Long Hill Street  
**Direction:** 5 - South bound A>B, North bound B>A. **Lane:** 0  
**Survey Duration:** 16:43 Wednesday, January 6, 2021 => 14:22 Friday, January 8, 2021,  
**Zone:**  
**File:** 000005 0 2021-01-08 1422.EC0 (Plus )  
**Identifier:** RS27H2C5 MC5900-X13 (c)MetroCount 09Nov16  
**Algorithm:** Factory default axle (v5.08)  
**Data type:** Axle sensors - Paired (Class/Speed/Count)

#### Profile:

**Filter time:** 16:44 Wednesday, January 6, 2021 => 14:22 Friday, January 8, 2021 (1.90193)  
**Included classes:** 1, 2, 3, 4, 5, 6, 7, 8, 9, 10, 11, 12, 13  
**Speed range:** 6 - 99 mph.  
**Direction:** North, East, South, West (bound), P = North, Lane = 0-16  
**Separation:** Headway > 0 sec, Span 0 - 328.084 ft  
**Name:** Default Profile  
**Scheme:** Vehicle classification (Scheme F3)  
**Units:** Non metric (ft, mi, ft/s, mph, lb, ton)  
**In profile:** Vehicles = 4544 / 4556 (99.74%)

## Daily Classes by Direction

**DayClassSplit-2**

**Site:** 000005.0.1SN  
**Description:** 401 Long Hill (North)  
**Filter time:** 16:44 Wednesday, January 6, 2021 => 14:22 Friday, January 8, 2021  
**Scheme:** Vehicle classification (Scheme F3)  
**Filter:** Cls(1-13) Dir(NESW) Sp(6,99) Headway(>0) Span(0 - 328.084) Lane(0-16)

**Monday, January 4, 2021**

|             | 1     | 2      | 3     | 4     | 5    | 6     | 7     | 8     | 9     | 10  | 11  | 12  | 13  | Total  |
|-------------|-------|--------|-------|-------|------|-------|-------|-------|-------|-----|-----|-----|-----|--------|
| <b>Mon*</b> | 0     | 0      | 0     | 0     | 0    | 0     | 0     | 0     | 0     | 0   | 0   | 0   | 0   | 0      |
| (%)         | 0.0   | 0.0    | 0.0   | 0.0   | 0.0  | 0.0   | 0.0   | 0.0   | 0.0   | 0.0 | 0.0 | 0.0 | 0.0 | 0.0    |
| <b>AB</b>   | 0     | 0      | 0     | 0     | 0    | 0     | 0     | 0     | 0     | 0   | 0   | 0   | 0   | 0      |
| <b>AB%</b>  | 0.0   | 0.0    | 0.0   | 0.0   | 0.0  | 0.0   | 0.0   | 0.0   | 0.0   | 0.0 | 0.0 | 0.0 | 0.0 | 0.0    |
| <b>BA</b>   | 0.0   | 0.0    | 0.0   | 0.0   | 0.0  | 0.0   | 0.0   | 0.0   | 0.0   | 0.0 | 0.0 | 0.0 | 0.0 | 0.0    |
| <b>BA%</b>  | 0.0   | 0.0    | 0.0   | 0.0   | 0.0  | 0.0   | 0.0   | 0.0   | 0.0   | 0.0 | 0.0 | 0.0 | 0.0 | 0.0    |
| <b>Tue*</b> | 0     | 0      | 0     | 0     | 0    | 0     | 0     | 0     | 0     | 0   | 0   | 0   | 0   | 0      |
| (%)         | 0.0   | 0.0    | 0.0   | 0.0   | 0.0  | 0.0   | 0.0   | 0.0   | 0.0   | 0.0 | 0.0 | 0.0 | 0.0 | 0.0    |
| <b>AB</b>   | 0     | 0      | 0     | 0     | 0    | 0     | 0     | 0     | 0     | 0   | 0   | 0   | 0   | 0      |
| <b>AB%</b>  | 0.0   | 0.0    | 0.0   | 0.0   | 0.0  | 0.0   | 0.0   | 0.0   | 0.0   | 0.0 | 0.0 | 0.0 | 0.0 | 0.0    |
| <b>BA</b>   | 0.0   | 0.0    | 0.0   | 0.0   | 0.0  | 0.0   | 0.0   | 0.0   | 0.0   | 0.0 | 0.0 | 0.0 | 0.0 | 0.0    |
| <b>BA%</b>  | 0.0   | 0.0    | 0.0   | 0.0   | 0.0  | 0.0   | 0.0   | 0.0   | 0.0   | 0.0 | 0.0 | 0.0 | 0.0 | 0.0    |
| <b>Wed*</b> | 1     | 644    | 86    | 3     | 10   | 3     | 0     | 0     | 1     | 0   | 0   | 0   | 0   | 748    |
| (%)         | 0.1   | 86.1   | 11.5  | 0.4   | 1.3  | 0.4   | 0.0   | 0.0   | 0.1   | 0.0 | 0.0 | 0.0 | 0.0 | 0.0    |
| <b>AB</b>   | 1     | 331    | 41    | 0     | 1    | 3     | 0     | 0     | 1     | 0   | 0   | 0   | 0   | 378    |
| <b>AB%</b>  | 100.0 | 51.4   | 47.7  | 0.0   | 10.0 | 100.0 | 0.0   | 0.0   | 100.0 | 0.0 | 0.0 | 0.0 | 0.0 | 50.5   |
| <b>BA</b>   | 0.0   | 313.0  | 45.0  | 3.0   | 9.0  | 0.0   | 0.0   | 0.0   | 0.0   | 0.0 | 0.0 | 0.0 | 0.0 | 370.0  |
| <b>BA%</b>  | 0.0   | 48.6   | 52.3  | 100.0 | 90.0 | 0.0   | 0.0   | 0.0   | 0.0   | 0.0 | 0.0 | 0.0 | 0.0 | 49.5   |
| <b>Thu</b>  | 8     | 2130   | 318   | 21    | 47   | 6     | 1     | 1     | 1     | 0   | 0   | 0   | 0   | 2533   |
| (%)         | 0.3   | 84.1   | 12.6  | 0.8   | 1.9  | 0.2   | 0.0   | 0.0   | 0.0   | 0.0 | 0.0 | 0.0 | 0.0 | 0.0    |
| <b>AB</b>   | 3     | 1008   | 146   | 11    | 14   | 5     | 0     | 0     | 1     | 0   | 0   | 0   | 0   | 1188   |
| <b>AB%</b>  | 37.5  | 47.3   | 45.9  | 52.4  | 29.8 | 83.3  | 0.0   | 0.0   | 100.0 | 0.0 | 0.0 | 0.0 | 0.0 | 46.9   |
| <b>BA</b>   | 5.0   | 1122.0 | 172.0 | 10.0  | 33.0 | 1.0   | 1.0   | 1.0   | 0.0   | 0.0 | 0.0 | 0.0 | 0.0 | 1345.0 |
| <b>BA%</b>  | 62.5  | 52.7   | 54.1  | 47.6  | 70.2 | 16.7  | 100.0 | 100.0 | 0.0   | 0.0 | 0.0 | 0.0 | 0.0 | 53.1   |
| <b>Fri*</b> | 4     | 1029   | 178   | 16    | 28   | 8     | 0     | 0     | 0     | 0   | 0   | 0   | 0   | 1263   |
| (%)         | 0.3   | 81.5   | 14.1  | 1.3   | 2.2  | 0.6   | 0.0   | 0.0   | 0.0   | 0.0 | 0.0 | 0.0 | 0.0 | 0.0    |
| <b>AB</b>   | 2     | 463    | 73    | 7     | 9    | 6     | 0     | 0     | 0     | 0   | 0   | 0   | 0   | 560    |
| <b>AB%</b>  | 50.0  | 45.0   | 41.0  | 43.8  | 32.1 | 75.0  | 0.0   | 0.0   | 0.0   | 0.0 | 0.0 | 0.0 | 0.0 | 44.3   |
| <b>BA</b>   | 2.0   | 566.0  | 105.0 | 9.0   | 19.0 | 2.0   | 0.0   | 0.0   | 0.0   | 0.0 | 0.0 | 0.0 | 0.0 | 703.0  |
| <b>BA%</b>  | 50.0  | 55.0   | 59.0  | 56.3  | 67.9 | 25.0  | 0.0   | 0.0   | 0.0   | 0.0 | 0.0 | 0.0 | 0.0 | 55.7   |
| <b>Sat*</b> | 0     | 0      | 0     | 0     | 0    | 0     | 0     | 0     | 0     | 0   | 0   | 0   | 0   | 0      |
| (%)         | 0.0   | 0.0    | 0.0   | 0.0   | 0.0  | 0.0   | 0.0   | 0.0   | 0.0   | 0.0 | 0.0 | 0.0 | 0.0 | 0.0    |
| <b>AB</b>   | 0     | 0      | 0     | 0     | 0    | 0     | 0     | 0     | 0     | 0   | 0   | 0   | 0   | 0      |
| <b>AB%</b>  | 0.0   | 0.0    | 0.0   | 0.0   | 0.0  | 0.0   | 0.0   | 0.0   | 0.0   | 0.0 | 0.0 | 0.0 | 0.0 | 0.0    |
| <b>BA</b>   | 0.0   | 0.0    | 0.0   | 0.0   | 0.0  | 0.0   | 0.0   | 0.0   | 0.0   | 0.0 | 0.0 | 0.0 | 0.0 | 0.0    |
| <b>BA%</b>  | 0.0   | 0.0    | 0.0   | 0.0   | 0.0  | 0.0   | 0.0   | 0.0   | 0.0   | 0.0 | 0.0 | 0.0 | 0.0 | 0.0    |
| <b>Sun*</b> | 0     | 0      | 0     | 0     | 0    | 0     | 0     | 0     | 0     | 0   | 0   | 0   | 0   | 0      |
| (%)         | 0.0   | 0.0    | 0.0   | 0.0   | 0.0  | 0.0   | 0.0   | 0.0   | 0.0   | 0.0 | 0.0 | 0.0 | 0.0 | 0.0    |
| <b>AB</b>   | 0     | 0      | 0     | 0     | 0    | 0     | 0     | 0     | 0     | 0   | 0   | 0   | 0   | 0      |
| <b>AB%</b>  | 0.0   | 0.0    | 0.0   | 0.0   | 0.0  | 0.0   | 0.0   | 0.0   | 0.0   | 0.0 | 0.0 | 0.0 | 0.0 | 0.0    |
| <b>BA</b>   | 0.0   | 0.0    | 0.0   | 0.0   | 0.0  | 0.0   | 0.0   | 0.0   | 0.0   | 0.0 | 0.0 | 0.0 | 0.0 | 0.0    |
| <b>BA%</b>  | 0.0   | 0.0    | 0.0   | 0.0   | 0.0  | 0.0   | 0.0   | 0.0   | 0.0   | 0.0 | 0.0 | 0.0 | 0.0 | 0.0    |

**Average daily volume**

| <b>Entire week</b> |      |        |       |      |      |      |       |       |       |     |     |     |     |        |
|--------------------|------|--------|-------|------|------|------|-------|-------|-------|-----|-----|-----|-----|--------|
|                    | 8    | 2130   | 318   | 21   | 47   | 6    | 1     | 1     | 1     | 0   | 0   | 0   | 0   | 2533   |
| (%)                | 0.3  | 84.1   | 12.6  | 0.8  | 1.9  | 0.2  | 0.0   | 0.0   | 0.0   | 0.0 | 0.0 | 0.0 | 0.0 | 0.0    |
| <b>AB</b>          | 3    | 1008   | 146   | 11   | 14   | 5    | 0     | 0     | 1     | 0   | 0   | 0   | 0   | 1188   |
| <b>AB%</b>         | 37.5 | 47.3   | 45.9  | 52.4 | 29.8 | 83.3 | 0.0   | 0.0   | 100.0 | 0.0 | 0.0 | 0.0 | 0.0 | 46.9   |
| <b>BA</b>          | 5.0  | 1122.0 | 172.0 | 10.0 | 33.0 | 1.0  | 1.0   | 1.0   | 0.0   | 0.0 | 0.0 | 0.0 | 0.0 | 1345.0 |
| <b>BA%</b>         | 62.5 | 52.7   | 54.1  | 47.6 | 70.2 | 16.7 | 100.0 | 100.0 | 0.0   | 0.0 | 0.0 | 0.0 | 0.0 | 53.1   |

**Weekdays**

|            |      |        |       |      |      |      |       |       |       |     |     |     |     |        |
|------------|------|--------|-------|------|------|------|-------|-------|-------|-----|-----|-----|-----|--------|
|            | 8    | 2130   | 318   | 21   | 47   | 6    | 1     | 1     | 1     | 0   | 0   | 0   | 0   | 2533   |
| (%)        | 0.3  | 84.1   | 12.6  | 0.8  | 1.9  | 0.2  | 0.0   | 0.0   | 0.0   | 0.0 | 0.0 | 0.0 | 0.0 | 0.0    |
| <b>AB</b>  | 3    | 1008   | 146   | 11   | 14   | 5    | 0     | 0     | 1     | 0   | 0   | 0   | 0   | 1188   |
| <b>AB%</b> | 37.5 | 47.3   | 45.9  | 52.4 | 29.8 | 83.3 | 0.0   | 0.0   | 100.0 | 0.0 | 0.0 | 0.0 | 0.0 | 46.9   |
| <b>BA</b>  | 5.0  | 1122.0 | 172.0 | 10.0 | 33.0 | 1.0  | 1.0   | 1.0   | 0.0   | 0.0 | 0.0 | 0.0 | 0.0 | 1345.0 |
| <b>BA%</b> | 62.5 | 52.7   | 54.1  | 47.6 | 70.2 | 16.7 | 100.0 | 100.0 | 0.0   | 0.0 | 0.0 | 0.0 | 0.0 | 53.1   |

**Weekend** No complete days.

\* - Incomplete

## MetroCount Traffic Executive Default

### CustomList-1 -- English (ENU)

#### Datasets:

**Site:** [000005] 401 Long Hill (North)  
**Attribute:** Long Hill Street  
**Direction:** 5 - South bound A>B, North bound B>A. Lane: 0  
**Survey Duration:** 16:43 Wednesday, January 6, 2021 => 14:22 Friday, January 8, 2021,  
**Zone:**  
**File:** 000005 0 2021-01-08 1422.EC0 (Plus )  
**Identifier:** RS27H2C5 MC5900-X13 (c)MetroCount 09Nov16  
**Algorithm:** Factory default axle (v5.08)  
**Data type:** Axle sensors - Paired (Class/Speed/Count)

#### Profile:

**Filter time:** 16:44 Wednesday, January 6, 2021 => 14:22 Friday, January 8, 2021 (1.90193)  
**Included classes:** 1, 2, 3, 4, 5, 6, 7, 8, 9, 10, 11, 12, 13  
**Speed range:** 6 - 99 mph.  
**Direction:** North, East, South, West (bound), P = North, Lane = 0-16  
**Separation:** Headway > 0 sec, Span 0 - 328.084 ft  
**Name:** Default Profile  
**Scheme:** Vehicle classification (Scheme F3)  
**Units:** Non metric (ft, mi, ft/s, mph, lb, ton)

#### Column Legend:

0 [Time] 24-hour time (0000 - 2359)  
 1 [Total] Number in time step  
 2 [Cls] Class totals  
 3 [Mean] Average speed  
 4 [Vpp] Percentile speed



\* Wednesday, January 6, 2021

| Time  | Total | Cls 1 | Cls 2 | Cls 3 | Cls 4 | Cls 5 | Cls 6 | Cls 7 | Cls 8 | Cls 9 | Cls 10 | Cls 11 | Cls 12 | Cls 13 | Mean | Vpp 85 |
|-------|-------|-------|-------|-------|-------|-------|-------|-------|-------|-------|--------|--------|--------|--------|------|--------|
| 1600  | 64    | 0     | 56    | 8     | 0     | 0     | 0     | 0     | 0     | 0     | 0      | 0      | 0      | 0      | 21.0 | 24.0   |
| 1700  | 242   | 0     | 210   | 26    | 0     | 6     | 0     | 0     | 0     | 0     | 0      | 0      | 0      | 0      | 20.3 | 25.3   |
| 1800  | 148   | 0     | 118   | 25    | 3     | 2     | 0     | 0     | 0     | 0     | 0      | 0      | 0      | 0      | 20.5 | 24.5   |
| 1900  | 98    | 0     | 90    | 7     | 0     | 1     | 0     | 0     | 0     | 0     | 0      | 0      | 0      | 0      | 22.3 | 24.8   |
| 2000  | 78    | 0     | 68    | 7     | 0     | 1     | 1     | 0     | 0     | 1     | 0      | 0      | 0      | 0      | 22.6 | 26.4   |
| 2100  | 54    | 0     | 47    | 7     | 0     | 0     | 0     | 0     | 0     | 0     | 0      | 0      | 0      | 0      | 21.5 | 24.2   |
| 2200  | 42    | 1     | 37    | 3     | 0     | 0     | 1     | 0     | 0     | 0     | 0      | 0      | 0      | 0      | 22.0 | 25.6   |
| 2300  | 22    | 0     | 18    | 3     | 0     | 0     | 1     | 0     | 0     | 0     | 0      | 0      | 0      | 0      | 22.6 | 26.7   |
| 07-19 | 454   | 0     | 384   | 59    | 3     | 8     | 0     | 0     | 0     | 0     | 0      | 0      | 0      | 0      | 20.5 | 24.7   |
| 06-22 | 684   | 0     | 589   | 80    | 3     | 10    | 1     | 0     | 0     | 1     | 0      | 0      | 0      | 0      | 21.1 | 24.8   |
| 06-00 | 748   | 1     | 644   | 86    | 3     | 10    | 3     | 0     | 0     | 1     | 0      | 0      | 0      | 0      | 21.2 | 24.9   |
| 00-00 | 748   | 1     | 644   | 86    | 3     | 10    | 3     | 0     | 0     | 1     | 0      | 0      | 0      | 0      | 21.2 | 24.9   |

\* Thursday, January 7, 2021

| Time  | Total | Cls 1 | Cls 2 | Cls 3 | Cls 4 | Cls 5 | Cls 6 | Cls 7 | Cls 8 | Cls 9 | Cls 10 | Cls 11 | Cls 12 | Cls 13 | Mean | Vpp 85 |
|-------|-------|-------|-------|-------|-------|-------|-------|-------|-------|-------|--------|--------|--------|--------|------|--------|
| 0000  | 21    | 0     | 18    | 3     | 0     | 0     | 0     | 0     | 0     | 0     | 0      | 0      | 0      | 0      | 22.7 | 24.3   |
| 0100  | 5     | 0     | 3     | 2     | 0     | 0     | 0     | 0     | 0     | 0     | 0      | 0      | 0      | 0      | 20.9 | -      |
| 0200  | 8     | 0     | 8     | 0     | 0     | 0     | 0     | 0     | 0     | 0     | 0      | 0      | 0      | 0      | 28.0 | -      |
| 0300  | 5     | 0     | 5     | 0     | 0     | 0     | 0     | 0     | 0     | 0     | 0      | 0      | 0      | 0      | 25.3 | -      |
| 0400  | 22    | 0     | 20    | 2     | 0     | 0     | 0     | 0     | 0     | 0     | 0      | 0      | 0      | 0      | 22.2 | 25.7   |
| 0500  | 69    | 0     | 55    | 10    | 1     | 3     | 0     | 0     | 0     | 0     | 0      | 0      | 0      | 0      | 20.5 | 24.3   |
| 0600  | 108   | 0     | 93    | 12    | 2     | 0     | 1     | 0     | 0     | 0     | 0      | 0      | 0      | 0      | 21.9 | 25.5   |
| 0700  | 111   | 0     | 89    | 18    | 2     | 2     | 0     | 0     | 0     | 0     | 0      | 0      | 0      | 0      | 21.3 | 24.3   |
| 0800  | 101   | 0     | 78    | 18    | 2     | 3     | 0     | 0     | 0     | 0     | 0      | 0      | 0      | 0      | 21.5 | 25.1   |
| 0900  | 111   | 2     | 84    | 20    | 2     | 3     | 0     | 0     | 0     | 0     | 0      | 0      | 0      | 0      | 20.9 | 24.6   |
| 1000  | 125   | 0     | 96    | 23    | 1     | 5     | 0     | 0     | 0     | 0     | 0      | 0      | 0      | 0      | 21.6 | 25.2   |
| 1100  | 164   | 0     | 130   | 27    | 2     | 5     | 0     | 0     | 0     | 0     | 0      | 0      | 0      | 0      | 22.0 | 25.3   |
| 1200  | 188   | 0     | 158   | 23    | 3     | 4     | 0     | 0     | 0     | 0     | 0      | 0      | 0      | 0      | 21.0 | 24.6   |
| 1300  | 166   | 1     | 131   | 27    | 4     | 3     | 0     | 0     | 0     | 0     | 0      | 0      | 0      | 0      | 21.9 | 25.1   |
| 1400  | 178   | 1     | 142   | 29    | 1     | 5     | 0     | 0     | 0     | 0     | 0      | 0      | 0      | 0      | 22.1 | 25.6   |
| 1500  | 248   | 1     | 222   | 20    | 0     | 4     | 0     | 0     | 1     | 0     | 0      | 0      | 0      | 0      | 21.5 | 24.9   |
| 1600  | 242   | 1     | 208   | 26    | 1     | 4     | 1     | 1     | 0     | 0     | 0      | 0      | 0      | 0      | 20.7 | 24.5   |
| 1700  | 243   | 0     | 216   | 24    | 0     | 3     | 0     | 0     | 0     | 0     | 0      | 0      | 0      | 0      | 20.8 | 24.4   |
| 1800  | 144   | 1     | 127   | 12    | 0     | 2     | 1     | 0     | 0     | 1     | 0      | 0      | 0      | 0      | 21.3 | 24.2   |
| 1900  | 98    | 0     | 89    | 7     | 0     | 1     | 1     | 0     | 0     | 0     | 0      | 0      | 0      | 0      | 21.2 | 24.4   |
| 2000  | 63    | 0     | 60    | 3     | 0     | 0     | 0     | 0     | 0     | 0     | 0      | 0      | 0      | 0      | 21.8 | 26.1   |
| 2100  | 46    | 0     | 37    | 9     | 0     | 0     | 0     | 0     | 0     | 0     | 0      | 0      | 0      | 0      | 21.7 | 25.6   |
| 2200  | 47    | 0     | 43    | 3     | 0     | 0     | 1     | 0     | 0     | 0     | 0      | 0      | 0      | 0      | 21.3 | 24.1   |
| 2300  | 20    | 1     | 18    | 0     | 0     | 0     | 1     | 0     | 0     | 0     | 0      | 0      | 0      | 0      | 22.7 | 27.0   |
| 07-19 | 2021  | 7     | 1681  | 267   | 18    | 43    | 2     | 1     | 1     | 1     | 0      | 0      | 0      | 0      | 21.3 | 24.8   |
| 06-22 | 2336  | 7     | 1960  | 298   | 20    | 44    | 4     | 1     | 1     | 1     | 0      | 0      | 0      | 0      | 21.4 | 24.9   |
| 06-00 | 2403  | 8     | 2021  | 301   | 20    | 44    | 6     | 1     | 1     | 1     | 0      | 0      | 0      | 0      | 21.4 | 24.9   |
| 00-00 | 2533  | 8     | 2130  | 318   | 21    | 47    | 6     | 1     | 1     | 1     | 0      | 0      | 0      | 0      | 21.4 | 24.9   |

\* Friday, January 8, 2021

| Time  | Total | Cls 1 | Cls 2 | Cls 3 | Cls 4 | Cls 5 | Cls 6 | Cls 7 | Cls 8 | Cls 9 | Cls 10 | Cls 11 | Cls 12 | Cls 13 | Mean | Vpp 85 |
|-------|-------|-------|-------|-------|-------|-------|-------|-------|-------|-------|--------|--------|--------|--------|------|--------|
| 0000  | 21    | 0     | 19    | 2     | 0     | 0     | 0     | 0     | 0     | 0     | 0      | 0      | 0      | 0      | 22.1 | 24.6   |
| 0100  | 9     | 0     | 5     | 3     | 0     | 0     | 1     | 0     | 0     | 0     | 0      | 0      | 0      | 0      | 20.4 | -      |
| 0200  | 11    | 0     | 8     | 2     | 0     | 1     | 0     | 0     | 0     | 0     | 0      | 0      | 0      | 0      | 22.5 | 29.0   |
| 0300  | 12    | 1     | 10    | 0     | 0     | 0     | 1     | 0     | 0     | 0     | 0      | 0      | 0      | 0      | 20.7 | 25.3   |
| 0400  | 21    | 0     | 17    | 4     | 0     | 0     | 0     | 0     | 0     | 0     | 0      | 0      | 0      | 0      | 22.3 | 25.7   |
| 0500  | 74    | 0     | 61    | 11    | 0     | 1     | 1     | 0     | 0     | 0     | 0      | 0      | 0      | 0      | 20.7 | 24.2   |
| 0600  | 106   | 0     | 90    | 12    | 2     | 2     | 0     | 0     | 0     | 0     | 0      | 0      | 0      | 0      | 21.6 | 25.2   |
| 0700  | 120   | 0     | 94    | 21    | 1     | 4     | 0     | 0     | 0     | 0     | 0      | 0      | 0      | 0      | 21.6 | 24.6   |
| 0800  | 126   | 0     | 108   | 9     | 2     | 5     | 2     | 0     | 0     | 0     | 0      | 0      | 0      | 0      | 22.0 | 25.7   |
| 0900  | 117   | 0     | 95    | 13    | 5     | 3     | 1     | 0     | 0     | 0     | 0      | 0      | 0      | 0      | 22.0 | 24.9   |
| 1000  | 132   | 2     | 103   | 23    | 1     | 2     | 1     | 0     | 0     | 0     | 0      | 0      | 0      | 0      | 21.5 | 24.4   |
| 1100  | 158   | 0     | 119   | 36    | 1     | 2     | 0     | 0     | 0     | 0     | 0      | 0      | 0      | 0      | 22.1 | 25.3   |
| 1200  | 188   | 0     | 160   | 23    | 2     | 3     | 0     | 0     | 0     | 0     | 0      | 0      | 0      | 0      | 21.7 | 24.9   |
| 1300  | 168   | 1     | 140   | 19    | 2     | 5     | 1     | 0     | 0     | 0     | 0      | 0      | 0      | 0      | 21.6 | 25.2   |
| 07-19 | 1009  | 3     | 819   | 144   | 14    | 24    | 5     | 0     | 0     | 0     | 0      | 0      | 0      | 0      | 21.8 | 24.9   |
| 06-22 | 1115  | 3     | 909   | 156   | 16    | 26    | 5     | 0     | 0     | 0     | 0      | 0      | 0      | 0      | 21.8 | 24.9   |
| 06-00 | 1115  | 3     | 909   | 156   | 16    | 26    | 5     | 0     | 0     | 0     | 0      | 0      | 0      | 0      | 21.8 | 24.9   |
| 00-00 | 1263  | 4     | 1029  | 178   | 16    | 28    | 8     | 0     | 0     | 0     | 0      | 0      | 0      | 0      | 21.7 | 24.9   |

In profile: Vehicles = 4544 / 4556 (99.74%)

4.4%